







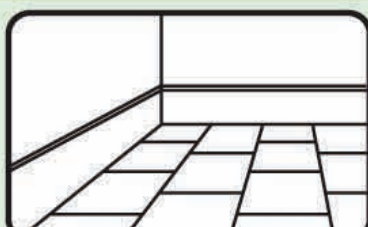



































# CATERING HYGIENE

PRODUCT	AREA	HOW TO USE	SAFETY
 <p><b>UNIVERSAL CLEANER / SANITISER</b></p>	 <p>HARD SURFACES WORK TOPS TABLE TOPS</p>	    <p>ADD WATER x 1 PUMP SPRAY ONTO SURFACES WIPE OFF WITH CLEAN, DAMP CLOTH</p>	 <p>Wear suitable gloves</p>
 <p><b>UNIVERSAL HD DEGREASER</b></p>	 <p>TILED FLOORS &amp; PLASTIC WALLS</p>	   <p>FILL BUCKET WITH HOT WATER 3 - 4 PUMPS PER 5L BUCKET MOP ONTO FLOOR &amp; ALLOW TO AIR DRY</p>	  <p>Wear suitable gloves</p>
 <p><b>UNIVERSAL OVEN CLEANER</b></p>	 <p>OVENS GRILLS</p>	   <p>SPRAY ONTO SURFACES WIPE OFF WITH CLEAN, CLOTH OR SCOURER RINSE OFF WITH CLEAN WATER</p>	   <p>Wear suitable gloves and eye/face protection</p>
 <p><b>UNIVERSAL DISHWASH DETERGENT</b></p>	 <p>CROCKERY CUTLERY POTS &amp; PANS</p>	   <p>USE THROUGH AUTOMATIC DOSING EQUIPMENT TAKE CARE WHEN CHANGING BOTTLES MAKE SURE TUBE IS AT THE BOTTOM OF THE BOTTLE</p>	   <p>Wear suitable gloves and eye/face protection</p>
 <p><b>UNIVERSAL RINSE AID</b></p>	 <p>CROCKERY CUTLERY POTS &amp; PANS</p>	   <p>USE THROUGH AUTOMATIC DOSING EQUIPMENT TAKE CARE WHEN CHANGING BOTTLES MAKE SURE TUBE IS AT THE BOTTOM OF THE BOTTLE</p>	 <p>Wear suitable gloves</p>
 <p><b>UNIVERSAL WASH UP</b></p>	 <p>CROCKERY CUTLERY POTS &amp; PANS</p>	   <p>FILL SINK OR BOWL WITH HOT WATER 1 x PUMP PER 5L WIPE OFF WITH CLEAN CLOTH OR SCOURER</p>	 <p>Wear suitable gloves</p>

### COSHH Control of Substances Hazardous to Health

- Always read the label on the bottle.
- Never mix chemicals.
- Store in locked cupboard away from the kitchen/food preparation areas
- Never decant into unlabelled bottle.
- Wear protective clothing when using chemicals.
- Keep up to date with COSHH regulations.



**CORROSIVE**  
May on contact cause destruction of living tissue or burns. Wear suitable protective clothing, gloves and eye/face protection. Take off immediately all contaminated clothing. In case of contact with skin, rinse immediately with plenty of water. In case of contact with eyes, wash immediately with plenty of water and seek medical advice.



**IRRITANT**  
May cause inflammation if in immediate or repeated or prolonged contact with the skin or if inhaled. In case of contact with eyes, rinse immediately with plenty of water and seek medical advice. In case of contact with skin, wash immediately with plenty of water. Do not breathe vapour / spray / dust.

**ADMIRAL GROUP OF COMPANIES**  
Unit 11, The Courtyard,  
Whitwick Business Park,  
Stenson Road, Coalville LE67 4JP  
Telephone: 01530 278920  
[www.admiral-cleaning-supplies.com](http://www.admiral-cleaning-supplies.com)